

22M16按钮开关及指示灯 Pushbutton & Indicator



■ 特性 / Features

- 安装直径/Installation diameter: 16/22mm
- 防护等级/Degree of Protection: IP65
- 触点银镀金/Silver Plated of contact: 3 μ
- 紧凑型及可拆分设计
Compact and could be separate design
- 带锁, 不带锁/Momentary, Maintained, Selector
- LED超高亮冷光源灯显示
Super bright LED cold light source lamp display
- 平面镶嵌框形式/Flush silhouette

公司电子样本浏览手机网站

www.wzjh.cc

了解公司最新动态及相关信息与成功应用情况



微信二维码

www.wzjh.cc

扫一扫, 更精彩……



■ 相关认证 / Related certification

标准/Standard	认证标志/signal	认证机构及编号
UII 508		认证中
EN60947-1 EN60947-5-1		
GB 14048.5		

■ 规格 / Specifications

保护等级 Degree of Protection	IP 65 Watertight / Oiltight
触点类型 Contact Configuration	Single Pole, Double Pole
最大电压 Maximum Voltage	250V AC/DC
热电流 Thermal Current	5A
最小负载 Minimum Applicable Load	5V AC/DC, 1mA
触点材料 Contact Material	Gold-plated silver
端子接式 Terminal Style	.110" Solder/Quick Connect
工作温度 Operating Temperature	-25°C to +55°C
工作湿度 Operating Humidity	45 to 85% RH
接触电阻 Contact Resistance	50MΩ maximum
绝缘电阻 Insulation Resistance	100MΩ minimum (500V DC megger)
抗振性 Vibration Resistance	10 to 55Hz, amplitude 1.2mm p-p
保护等级 Degree of Protection	>10g
电气寿命 Electrical Life	100,000 operations minimum (at full rated load)
机械寿命 Mechanical Life	Maintained: 1,000,000 operations minimum Momentary: 1,000,000 operations minimum Selector /Keylock: 250,000 operations minimum
耐压 Dielectric Strength	Switch Unit: 2,000V AC, 1min. between live/dead part and terminals of different poles; 1,000V AC, 1 minute between terminals of the same pole; 1,500V AC, 1 minute between contact and lamp terminals. Illumination Unit: 2,000V AC, 1min. between live Part/ground
锡焊温度 Soldering Temperature	20W/5 Seconds or 260C/3 seconds

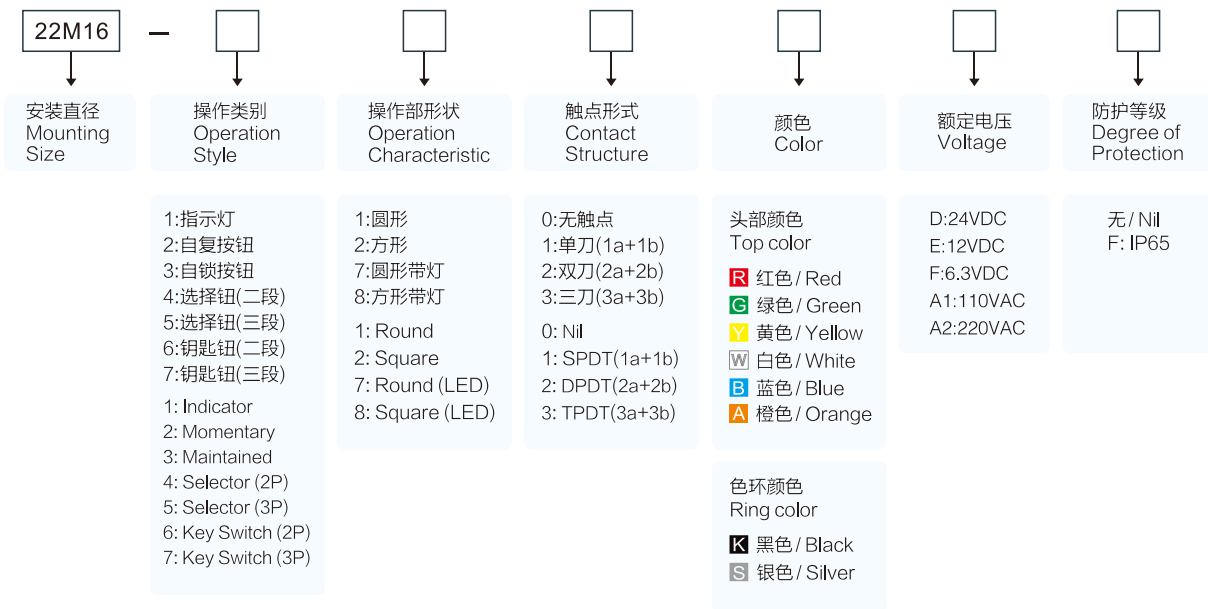
■ 触点参数 / Contact Ratings

工作电压 Working voltage	24V	110V	220V	
AC (50/60Hz)	阻性 Resistive	—	1.0A	0.5A
	感性 Inductive	—	0.7A	0.5A
DC	阻性 Resistive	1.0A	0.2A	—
	感性 Inductive	0.7A	0.1A	—

■ LED灯珠参数 / LED Ratings

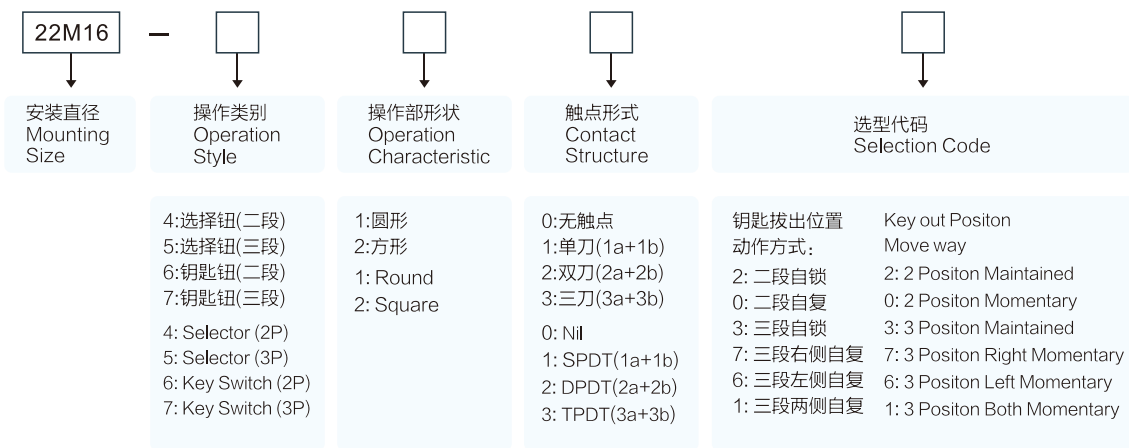
额定电压/Rated Voltage	电流/Current
5V DC ± 5%	8mA
6V AC/DC (± 10%)	AC: A, R, W, Y: 8mA G, S: 7mA
	DC: A, R, W, Y: 6mA G, S: 5mA
12V AC/DC (± 10%)	AC: 9mA DC: 8mA
24V AC/DC (± 10%)	AC: 9mA DC: 8mA

按钮开关型号命名 / Pushbutton Select Code



- 警示灯塔
- S16急停开关
- 22M16系列
- M16系列
- F16系列
- K16-G系列
- K16系列
- K8/K10/K12

选择和钥匙开关命名方式 / Selector and Key Switch Select Code




区分/Sort	复位方式/Reset Style				钥匙拔出位置/Key out Positon						
	自锁/Maintained	自复/Momentary									
3段/3Positon											
代号/Code	2	0			A	B		D			
3段/3Positon											
代号/Code	3	7	6	1	A	B	C	D	E	F	G

选择/钥匙旋转角度90° 是基本
Selector/Key basic rotation angle 90°

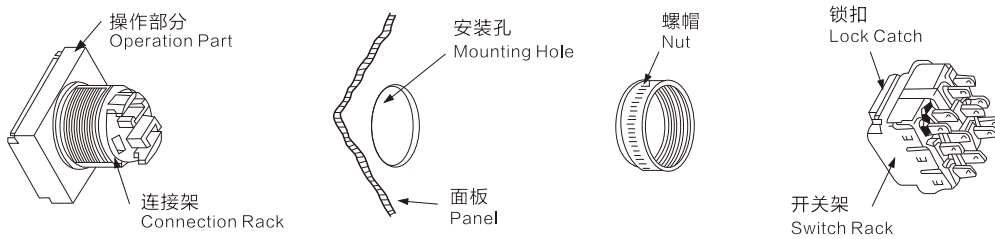
安装深度 / Installation depth(mm)

超薄面板设计



除指示灯外，其他产品安装深度都为42.5mm
Installation depth of other products is 42.5mm except for indicator lamp

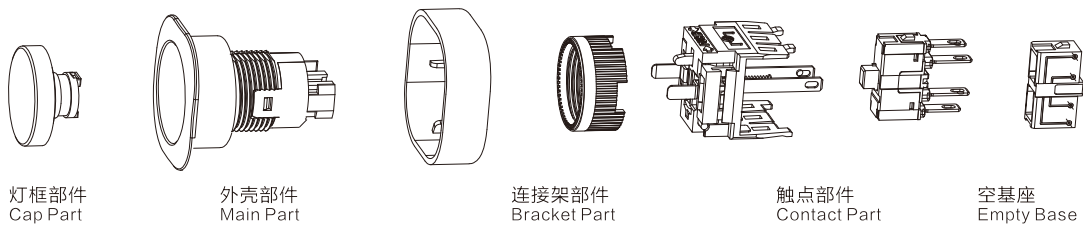
面板安装方式 / Mounting



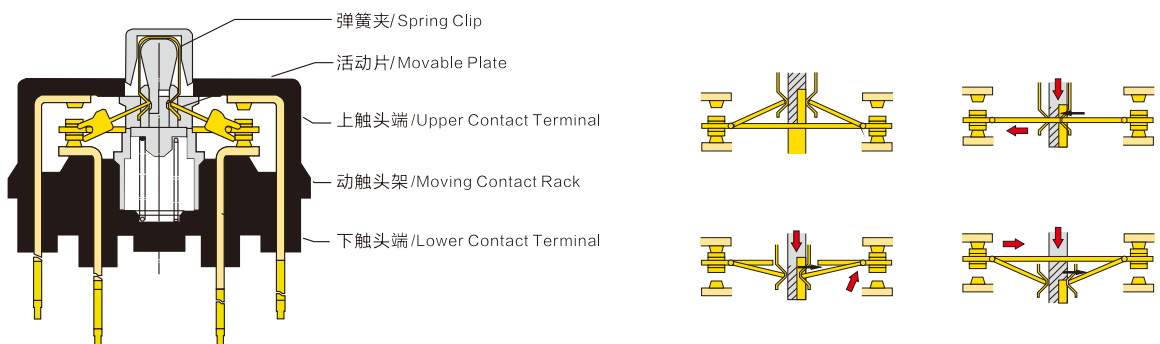
使用注意事项 / Important information

- 在锁定状态下请勿拆卸交替型按钮，否则会导致内部结构损坏。
- 轻松旋转选择开关和钥匙开关就可操作请勿用力过度(1N.m以上)。
- 安装22M16的时候，请注意安装板不能超过防护罩最大2.6mm，防水罩最大2.0mm，护环最大1mm
- 安装时请使用专用扳手，合适的禁锢扭矩为0.6-1N.m
- 焊接作业时候注意以下几点：
 - 1)烙铁的功率为30W以上
 - 2)焊锡必须带松脂焊锡丝
 - 3)焊接持续时间30W时5秒，20W时10秒以内
- 请在规定的工作环境温度和湿度范围内使用，封闭型的请不要在受油-水浸入及积尘的场所使用，此场所使用防油水开关，或使用专门的防护罩
- In the lock state do not open the alternate type button, it could lead to internal structure damage.
- Easily rotate choose Switch and Key Switch can, operation do not excessive force (1 N.m above)
- Installation of us 22M16, please pay attention to install board can't more than cover the biggest 2.6mm. waterproof cover the biggest 2.0mm, the largest ring 1mm.
- When installation, please use the special spanner, appropriate imprisonment torque to 0.6-1 N.m
- Welding operations, pay attention to the following:
 - 1) Soldering pen for 30W power below.
 - 2) Solder must bring gum rosin solder wire.
 - 3) Welding duration when 30W 5 seconds, when 20W within 10 Seconds.

装配图 / Assembling



触点结构图 / Contact Structure Chart



22M16指示灯 / 22M16 Indicator

警示灯塔

S16急停开关

22M16系列

M16系列

F16系列

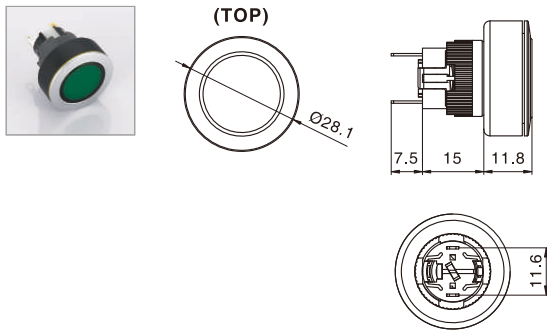
K16-G系列

K16系列

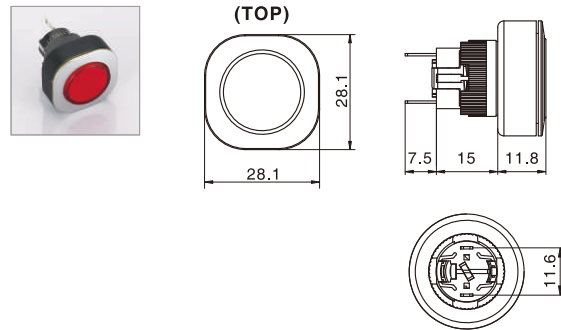
K8/K10/K12

名称/外观 Product appearance	色环颜色 Ring Color	灯罩颜色 Top Color	额定电压 Rated Voltage
圆形 / Round 22M16-170 ■□●  	方形 / Square 22M16-180 ■□●  	请用下列颜色编码 替换型号中的"■" K 黑色 / Black S 银色 / Silver R 红色 / Red G 绿色 / Green Y 黄色 / Yellow W 白色 / White B 蓝色 / Blue A 橙色 / Orange	请用下列颜色编码 替换型号中的"□" D:24VDC E:12VDC F:6.3VDC A1:110VAC A2:220VAC

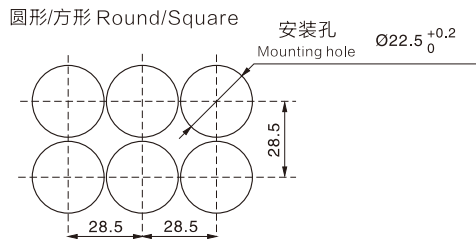
圆形指示灯



方形指示灯



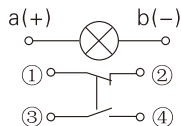
□ 安装尺寸图 / Installation size



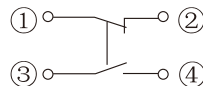
注：安装间距是小值，请考虑自身设备的作业性、使用的操作性后再确定安装孔间距。

Note: above installation gap is the min value, please determine the installation hole gap according to equipment operation property and using property.

□ 接线图/ Contacts Circuit

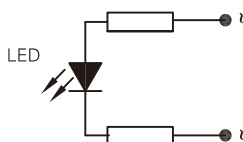


带灯按钮电路图
With LED circuit



不带灯按钮电路图
Without LED circuit

□ 灯珠电路图/ Contacts Circuit



适用于交直流12VDC, 24VDC, 110VAC, 220VAC系列
for 12VDC, 24VDC, 110VAC, 220VAC

按钮开关及指示灯

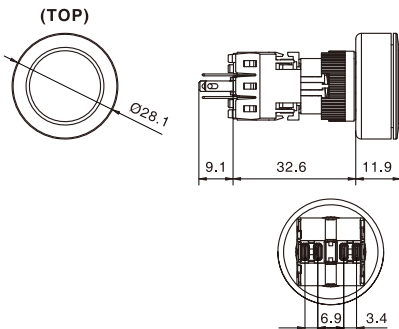
22M16系列按钮开关 / 22M16 Push button series

名称/外观 Product appearance	操作类别 Operation	带灯形式 Illuminated type	触点 Contact	产品型号 Model	色环颜色 Ring Color	灯罩颜色 Top Color	额定电压 Rated Voltage
圆形 / Round 	自复 Momentary	不带灯 Without LED	单刀/SPDT	22M16-211 ■□●	请用下列颜色编码 替换型号中的"■" K 黑色 / Black S 银色 / Silver	请用下列颜色编码 替换型号中的"□" R 红色/Red G 绿色/Green Y 黄色/Yellow W 白色/White B 蓝色/Blue A 橙色/Orange	请用下列颜色编码 替换型号中的"●" D:24VDC E:12VDC F:6.3VDC A1:110VAC A2:220VAC
			双刀/DPDT	22M16-212 ■□●			
			三刀/TPDT	22M16-213 ■□●			
		带灯 With LED	单刀/SPDT	22M16-271 ■□●			
			双刀/DPDT	22M16-272 ■□●			
			三刀/TPDT	22M16-273 ■□●			
	自锁 Maintained	不带灯 Without LED	单刀/SPDT	22M16-311 ■□●			
			双刀/DPDT	22M16-312 ■□●			
			三刀/TPDT	22M16-313 ■□●			
		带灯 With LED	单刀/SPDT	22M16-371 ■□●			
			双刀/DPDT	22M16-372 ■□●			
			三刀/TPDT	22M16-373 ■□●			
方形 / Square 	自复 Momentary	不带灯 Without LED	单刀/SPDT	22M16-221 ■□●	请用下列颜色编码 替换型号中的"■" K 黑色 / Black S 银色 / Silver	请用下列颜色编码 替换型号中的"□" R 红色/Red G 绿色/Green Y 黄色/Yellow W 白色/White B 蓝色/Blue A 橙色/Orange	请用下列颜色编码 替换型号中的"●" D:24VDC E:12VDC F:6.3VDC A1:110VAC A2:220VAC
			双刀/DPDT	22M16-222 ■□●			
			三刀/TPDT	22M16-223 ■□●			
		带灯 With LED	单刀/SPDT	22M16-281 ■□●			
			双刀/DPDT	22M16-282 ■□●			
			三刀/TPDT	22M16-283 ■□●			
	自锁 Maintained	不带灯 Without LED	单刀/SPDT	22M16-321 ■□●			
			双刀/DPDT	22M16-322 ■□●			
			三刀/TPDT	22M16-323 ■□●			
		带灯 With LED	单刀/SPDT	22M16-381 ■□●			
			双刀/DPDT	22M16-382 ■□●			
			三刀/TPDT	22M16-383 ■□●			

圆形钮



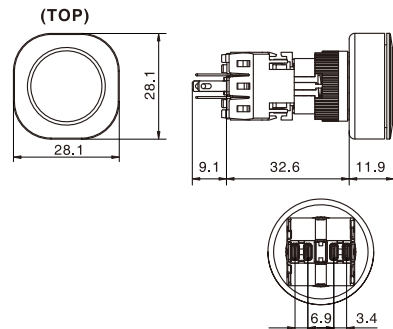
单刀/1Pole
双刀/2Pole



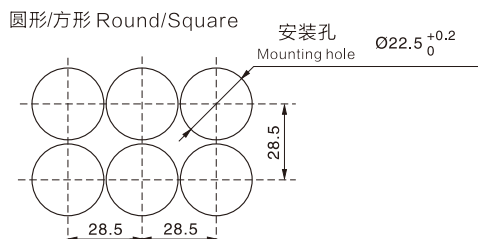
方形钮



单刀/1Pole
双刀/2Pole



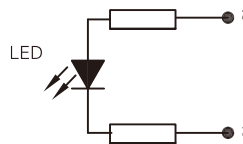
□ 安装尺寸图 / Installation size



注：安装间距是小值，请考虑自身设备的作业性、使用的操作性后再确定安装孔间距。



























Note: above installation gap is the min value, please determine the installation hole gap according to equipment operation property and using property.

□ 灯珠电路图 / Contacts Circuit



适用于交直流12VDC, 24VDC, 110VAC, 220VAC系列
for 12VDC, 24VDC, 110VAC, 220VAC

22M16选择钮 / 22M16 Selector Switch Button

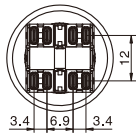
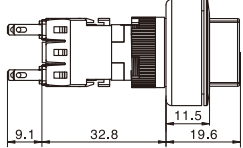
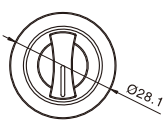
名称/外观 Product appearance	操作位规格 Operation	触点 Contact	产品型号 Model	色环颜色 Ring Color		
圆形 / Round 	90° 2位 2 Postion	 自锁/Maintained	单刀/SPDT	22M16-4112 ■	请用下列颜色编码 替换型号中的"■" K 黑色 / Black S 银色 / Silver	
		 自复/Momentary	单刀/SPDT	22M16-4110 ■		
		 自锁/Maintained	双刀/DPDT	22M16-4122 ■		
		 自复/Momentary	双刀/DPDT	22M16-4120 ■		
	90° 3位 3 Postion	 自锁/Maintained	双刀/DPDT	22M16-5123 ■		
		 左锁右复/Left lock Right reset	双刀/DPDT	22M16-5127 ■		
		 左复右锁/Left reset Right lock	双刀/DPDT	22M16-5126 ■		
		 自复/Momentary	双刀/DPDT	22M16-5121 ■		
		 自锁/Maintained	三刀/TPDT	22M16-5133 ■		
		 左锁右复/Left lock Right reset	三刀/TPDT	22M16-5137 ■		
		 左复右锁/Left reset Right lock	三刀/TPDT	22M16-5136 ■		
		 自复/Momentary	三刀/TPDT	22M16-5131 ■		
	方形 / Square 	90° 2位 2 Postion	 自锁/Maintained	单刀/SPDT		22M16-4212 ■
			 自复/Momentary	单刀/SPDT		22M16-4210 ■
			 自锁/Maintained	双刀/DPDT		22M16-4222 ■
			 自复/Momentary	双刀/DPDT		22M16-4220 ■
90° 3位 3 Postion		 自锁/Maintained	双刀/DPDT	22M16-5223 ■		
		 左锁右复/Left lock Right reset	双刀/DPDT	22M16-5227 ■		
		 左复右锁/Left reset Right lock	双刀/DPDT	22M16-5226 ■		
		 自复/Momentary	双刀/DPDT	22M16-5221 ■		
		 自锁/Maintained	三刀/TPDT	22M16-5233 ■		
		 左锁右复/Left lock Right reset	三刀/TPDT	22M16-5237 ■		
		 左复右锁/Left reset Right lock	三刀/TPDT	22M16-5236 ■		
		 自复/Momentary	三刀/TPDT	22M16-5231 ■		

圆形选择钮



单刀/1Pole
双刀/2Pole

(TOP)

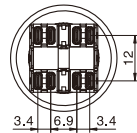
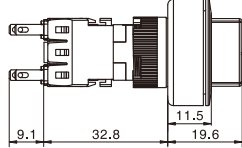
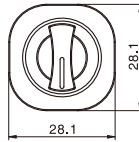


方形选择钮



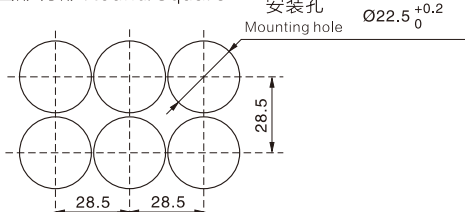
单刀/1Pole
双刀/2Pole

(TOP)



□ 安装尺寸图 / Installation size

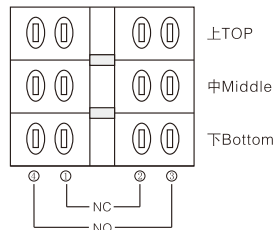
圆形/方形 Round/Square



注：安装间距是小值，请考虑自身设备的作业性、使用的操作性后再确定安装孔间距。

Note: above installation gap is the min value, please determine the installation hole gap according to equipment operation property and using property.

□ 端子排列图/ Terminal style



□ 右侧产品的底座看成正面时，端子排列顺序及内部电路图。As shown at right, the base of product to be seen as front side, which show terminal disposition and inside coil drawing.

□ 产品出产时基本安装触点座1C(1a+1b)，在需要时请指定增加最多3C(1a+1b)。Product assemble contact 1C(1a+1b), if needed, Please appoint to add at least 3C(1a+1b)

警示灯塔

S16急停开关

22M16系列

M16系列



























F16系列

K16-G系列

K16系列

K8/K10/K12

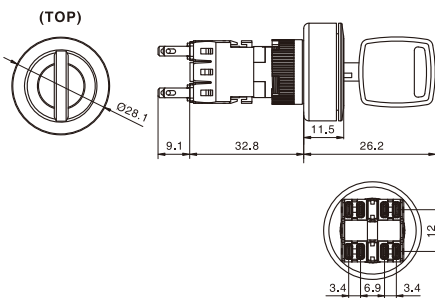
22M16钥匙钮开关 / 22M16 Key Switch Button

名称/外观 Product appearance	操作位规格 Operation	触点 Contact	产品型号 Model	色环颜色 Ring Color			
圆形 / Round 	90° 2位 2 Postion	 自锁/Maintained	单刀/SPDT	22M16-6112 ■	请用下列颜色编码 替换型号中的"■" K 黑色 / Black S 银色 / Silver		
		 自复/Momentary	单刀/SPDT	22M16-6110 ■			
		 自锁/Maintained	双刀/DPDT	22M16-6122 ■			
		 自复/Momentary	双刀/DPDT	22M16-6120 ■			
	90° 3位 3 Postion	 自锁/Maintained	双刀/DPDT	22M16-7123 ■			
		 左锁右复/Left lock Right reset	双刀/DPDT	22M16-7127 ■			
		 左复右锁/Left reset Right lock	双刀/DPDT	22M16-7126 ■			
		 自复/Momentary	双刀/DPDT	22M16-7121 ■			
		 自锁/Maintained	三刀/TPDT	22M16-7133 ■			
		 左锁右复/Left lock Right reset	三刀/TPDT	22M16-7137 ■			
		 左复右锁/Left reset Right lock	三刀/TPDT	22M16-7136 ■			
		 自复/Momentary	三刀/TPDT	22M16-7131 ■			
		方形 / Square 	90° 2位 2 Postion	 自锁/Maintained		单刀/SPDT	22M16-6212 ■
				 自复/Momentary		单刀/SPDT	22M16-6210 ■
 自锁/Maintained	双刀/DPDT			22M16-6222 ■			
 自复/Momentary	双刀/DPDT			22M16-6220 ■			
90° 3位 3 Postion	 自锁/Maintained		双刀/DPDT	22M16-7223 ■			
	 左锁右复/Left lock Right reset		双刀/DPDT	22M16-7227 ■			
	 左复右锁/Left reset Right lock		双刀/DPDT	22M16-7226 ■			
	 自复/Momentary		双刀/DPDT	22M16-7221 ■			
	 自锁/Maintained		三刀/TPDT	22M16-7233 ■			
	 左锁右复/Left lock Right reset		三刀/TPDT	22M16-7237 ■			
 左复右锁/Left reset Right lock	三刀/TPDT	22M16-7236 ■					
 自复/Momentary	三刀/TPDT	22M16-7231 ■					

圆形钥匙钮



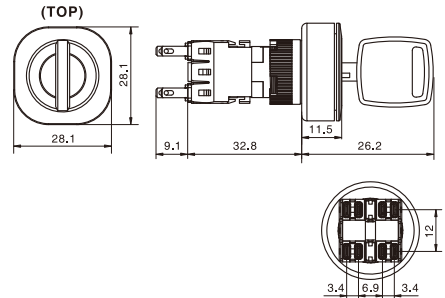
单刀/1Pole
双刀/2Pole



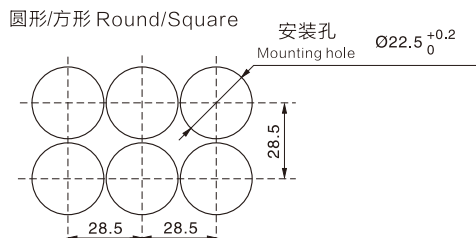
方形钥匙钮



单刀/1Pole
双刀/2Pole



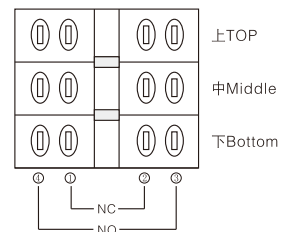
□ 安装尺寸图 / Installation size



注：安装间距是小值，请考虑自身设备的作业性、使用的操作性后再确定安装孔间距。

Note: above installation gap is the min value, please determine the installation hole gap according to equipment operation property and using property.

□ 端子排列图 / Terminal style




As shown at right, the base of product to be seen as front side, which show terminal disposition and inside coil drawing.

□ 产品出产时基本安装触点座1C(1a+1b), 在需要时请指定增加最多3C(1a+1b).
Product assemble contact 1C(1a+1b), if needed, Please appoint to add at least 3C(1a+1b)

PUSH BUTTON

SD22系列按钮开关

更多相关产品信息请登录
www.wzjh.cc



■ 主要技术参数 / Specifications

工作温度 Operating Temperature	-20~+55℃ (无结冰)
工作湿度 Operating Humidity	45~85% (无结露)
工作温度 Store Temperature	-45~+80℃
工作湿度 Store Humidity	95%RH 以下
保护等级 Degree of Protection	面板前: IP65(IEC 60529) 端子: IP20(IEC 60529)
绝缘电阻 Insulation Resistance	100MΩ 以上 (500V DC 兆欧表)
耐电压 Dielectric Strength	触点块: 2,500VAC/1分钟 指示灯: 2,000VAC/1分钟
耐振动 Vibration Resistance	紧急停止开关 误动作: 10~500Hz 单振幅 0.35mm 加速度 50m/s ² 耐久性: 10~500Hz 单振幅 0.35mm 加速度 50m/s ² 指示灯、按钮开关、带灯按钮、选择开关及钥匙开关 误动作: 5~55Hz 单振幅 0.5mm 耐久性: 30Hz 单振幅 1.5mm
抗冲击性 Shock resistance	紧急停止开关 误动作: 150 m/s ² 耐久性: 1,000 m/s ² 指示灯、按钮开关、带灯按钮开关、选择开关及钥匙开关 误动作: 100 m/s ² 耐久性: 1,000 m/s ²
机械寿命 Mechanical Life	紧急停止开关 250,000(仅单触点) 按钮开关、带灯按钮开关 瞬时型: 5,000,000(单触点) 1,000,000(双触点) 交替型: 250,000(单触点) 100,000(双触点) 选择开关、钥匙开关 250,000(单触点) 100,000(双触点)
电气寿命 Electrical Life	紧急停止开关: 100,000(仅单触点) 按钮开关、选择开关、钥匙开关 100,000(单触点) 50,000(双触点)

■ 触点参数 / Contact Ratings


额定绝缘电压 Rated insulation voltage	600V				
额定通电流 Rated current	10A				
额定使用电压 Rated voltage	24V	120V	240V	380V	
AC (50/60Hz)	电阻性负载(AC-12)	10A	10A	6A	2A
	电感性负载(AC-15)	10A	6A	3A	1.9A
DC	电阻性负载(DC-12)	8A	2.2A	1.1A	-
	电感性负载(DC-13)	4A	1.1A	0.55A	-

■ LED灯珠参数 / LED Ratings

型号 Unit type	额定电压 Operating Voltage	消耗电流 Current consumption	②颜色编码 Color code
LSED-6②	6V AC/DC	10mA(A, R, Y) 7mA(G, PW, S)	A: 琥珀色/Amber G: 绿色/Green PW: 纯白色/White R: 红色/Red S: 蓝色/Blue Y: 黄色/Yellow
LSED-1②	12V AC/DC	14mA(A, R, Y) 13mA(G, PW, S)	
LSED-2②	24V AC/DC	14mA(A, R, Y) 13mA(G, PW, S)	
LSED-H②	110V AC/DC	5mA	
LSED-M3②	230/240V AC/DC	3mA	

注: 上表型号中的②为颜色编码。
黄色LED 用于指示灯和照明按钮开关的白色照明。

SD22按钮开关 Pushbutton Switches



■ 特性 / Features

- 体型小, 重量轻。
- 手指安全型螺丝端子。
- 保护等级: IP20(IEC60529)(面板前: IP65)
- 组合式触点块安装和拆卸更方便。
- 树脂框型, 金属框型种类丰富。
- 按钮开关、指示灯、选择开关, 急停开关品种齐全。
- 备有符合国际标准的紧急停止按钮开关。
- 备有照明型与非照明型。
- 直接开路动作功能(符合IEC60947-5-1 附件K)。
- 安全锁定结构(IEC60947-5-5; 6.2 项)。
- 按钮、灯罩及护罩均为磨光表面, 降低因周围光线引起的反光。

公司电子样本浏览手机网站

www.wzjh.cc

了解公司最新动态及相关信息与成功应用情况



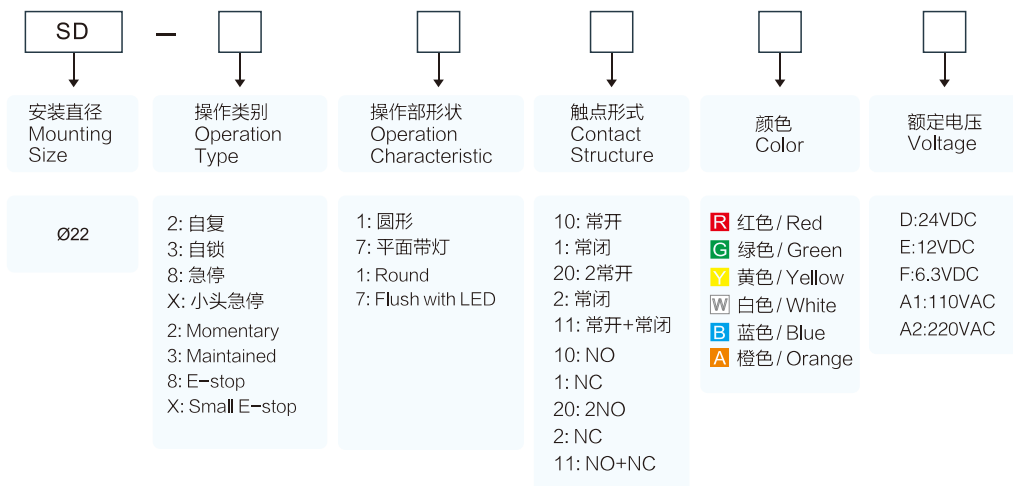
微信二维码

www.wzjh.cc

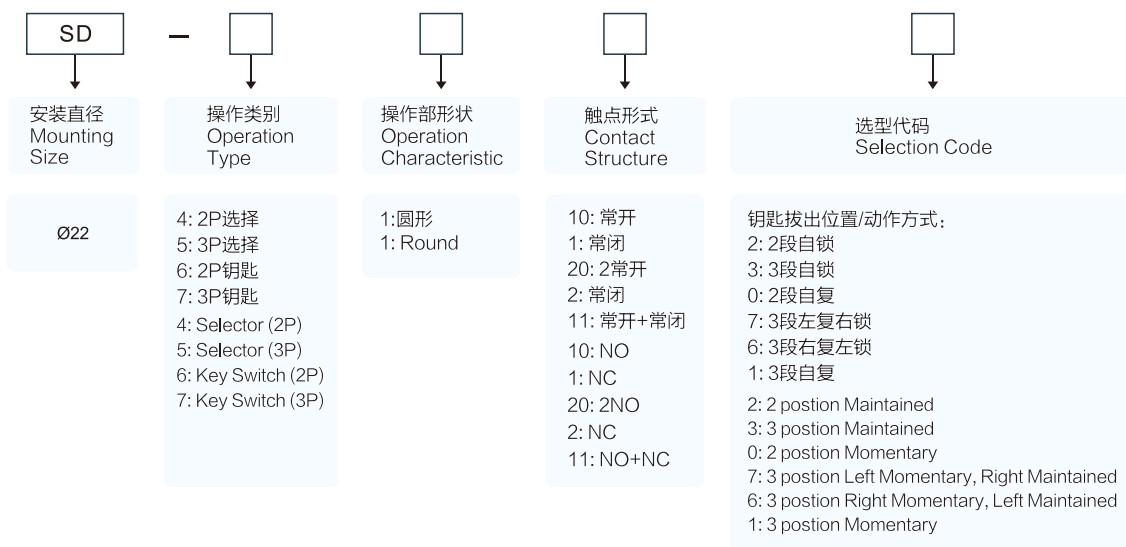
扫一扫, 更精彩……



按钮开关型号命名 / Pushbutton Select Code




选择和钥匙开关命名方式 / Selector and Key Switch Select Code



区分/Sort	复位方式/Reset Type				钥匙拔出位置/Key out Positon						
	自锁/Maintained	自复/Momentary									
3段/3Positon											
代号/Code	2	0			A	B		D			
3段/3Positon											
代号/Code	3	7	6	1	A	B	C	D	E	F	G

选择/钥匙旋转角度90° 是基本 Selector/Key basic rotation angle 90°

组合方式 / Combination mode



HQ系列

SD22系列

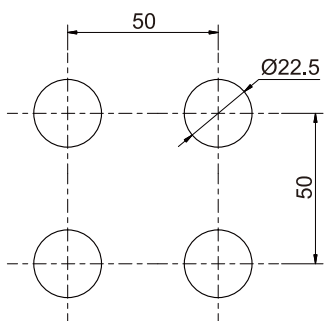
SS22系列

SK22/25系列

SD30系列

JHFB系列

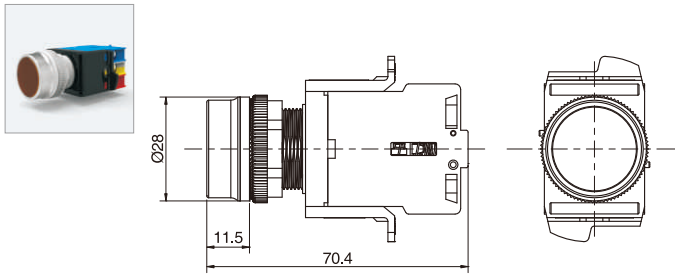
安装尺寸 / Installation size



Ø22按钮开关 / Ø22 Pushbutton switches

名称/外观 Product appearance	带灯形式 Illuminated type	操作类别 Operation	触点 Contact	产品型号 Model	颜色 Color	额定电压 Rated Voltage
平头形/ Flush 	不带灯 Without LED	自复 Momentary	1NO	SD22-2110	K 黑色/Black G 绿色/Green R 红色/Red B 蓝色/Blue W 白色/White Y 黄色/Yellow	
			1NC	SD22-2101		
			2NO	SD22-2120		
			2NC	SD22-2102		
			1NO+1NC	SD22-2111		
		自锁 Maintained	1NO	SD22-3110		
			1NC	SD22-3101		
			2NO	SD22-3120		
			2NC	SD22-3102		
			1NO+1NC	SD22-3111		
带灯平头形/ Flush with LED 	带灯 With LED	自复 Momentary	1NO	SD22-2710	K 黑色/Black G 绿色/Green R 红色/Red B 蓝色/Blue W 白色/White Y 黄色/Yellow	D:24VDC E:12VDC F:6.3VDC A1:110VAC A2:220VAC
			1NC	SD22-2701		
			2NO	SD22-2720		
			2NC	SD22-2702		
			1NO+1NC	SD22-2711		
		自锁 Maintained	1NO	SD22-3710		
			1NC	SD22-3701		
			2NO	SD22-3720		
			2NC	SD22-3702		
			1NO+1NC	SD22-3711		

平头按钮



Ø22选择开关 / Ø22 Selector Switches

HQ系列

SD22系列

SS22系列

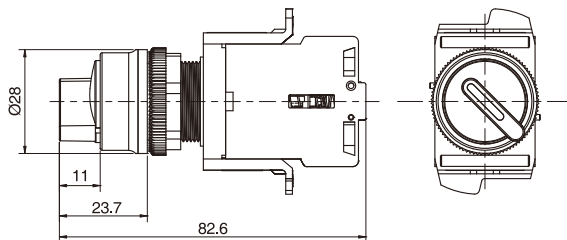
SK22/25系列

SD30系列





JHFB系列

名称/外观 Product appearance	带灯形式 Illuminated type	位数 Positions	操作类别 Operation	触点 Contact	产品型号 Model	额定电压 Rated Voltage	
选择开关/ Selector Switches 	不带灯 Without LED		自复/Momentary	1NO	SD22-4110-0	D:24VDC E:12VDC F:6.3VDC A1:110VAC A2:220VAC	
				1NC	SD22-4101-0		
				2NO	SD22-4120-0		
				2NC	SD22-4102-0		
				1NO+1NC	SD22-4111-0		
				1NO	SD22-4110-2		
		1NC	SD22-4101-2				
		2NO	SD22-4120-2				
		2NC	SD22-4102-2				
		1NO+1NC	SD22-4111-2				
			自锁/Maintained	2NO	SD22-5120-3		
				2NC	SD22-5102-3		
1NO+1NC	SD22-5111-3						
带灯选择开关/Selector Switches with LED 	带灯 With LED				自复/Momentary	1NO	SD22-4710-0
						1NC	SD22-4701-0
						2NO	SD22-4720-0
		2NC	SD22-4702-0				
		1NO+1NC	SD22-4711-0				
		1NO	SD22-4710-2				
		1NC	SD22-4701-2				
		2NO	SD22-4720-2				
		2NC	SD22-4702-2				
		1NO+1NC	SD22-4711-2				
			自锁/Maintained	2NO	SD22-5720-3		
				2NC	SD22-5702-3		
1NO+1NC	SD22-5711-3						

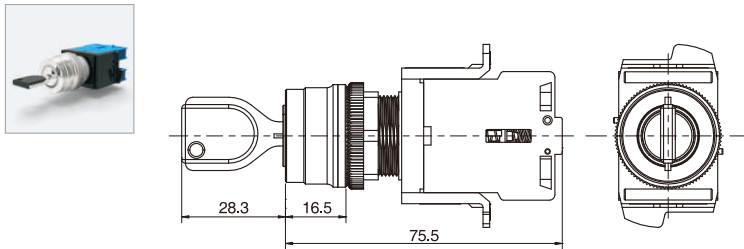
选择开关



Ø22钥匙开关 / Ø22 Key Switches

名称/外观 Product appearance	位数 Positions	操作类别 Operation	触点 Contact	产品型号 Model
钥匙开关 / Key Switches 		自复/Momentary	1NO	SD22-6110-0
			1NC	SD22-6101-0
			2NO	SD22-6120-0
			2NC	SD22-6102-0
			1NO+1NC	SD22-6111-0
			1NO	SD22-6110-2
		自锁/Maintained	1NC	SD22-6101-2
			2NO	SD22-6120-2
			2NC	SD22-6102-2
			1NO+1NC	SD22-6111-2
			2NO	SD22-7120-3
				自锁/Maintained
	1NO+1NC	SD22-7111-3		

钥匙开关



Ø22小头急停开关 / Ø22 Small E-Stop Switch

HQ系列

SD22系列

SS22系列

SK22/25系列

SD30系列

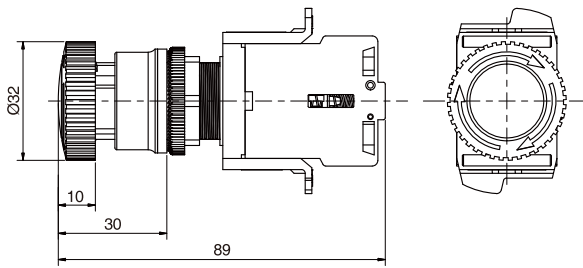
JHFB系列

名称/外观 Product appearance	操作类别 Operation	触点 Contact	产品型号 Model	颜色 Color
Ø32mm小蘑菇头形/ Mushroom 	按锁定拉出 旋转复位 Push-lock Turn Reset	1NC	SD22-X101	 红色/Red
		2NC	SD22-X102	

*按钮按下后呈锁定状态，拉出或顺时针旋转复位。

When pressed, the button is locked in the depressed position, and is reset when either pulled or turned clockwise.

急停开关



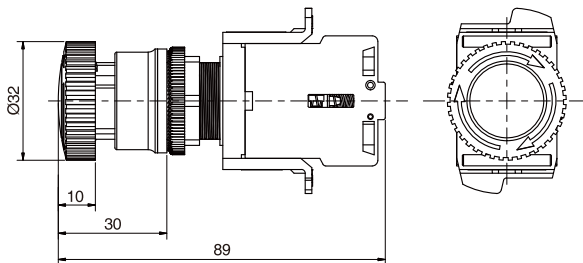
Ø22带灯小头急停开关 / Ø22 Small E-Stop Switches with LED

名称/外观 Product appearance	操作类别 Operation	触点 Contact	产品型号 Model	颜色 Color	额定电压 Rated Voltage
Ø32mm小蘑菇头形/ Mushroom 	按锁定拉出 旋转复位 Push-lock Turn Reset	1NC	SD22-X701	 红色/Red	D:24VDC E:12VDC F:6.3VDC A1:110VAC A2:220VAC
		2NC	SD22-X702		

*按钮按下后呈锁定状态，拉出或顺时针旋转复位。

When pressed, the button is locked in the depressed position, and is reset when either pulled or turned clockwise.

带灯急停开关

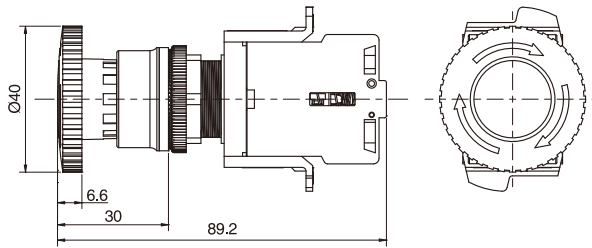


Ø22紧急停止开关 / Ø22 Emergency Stop Switches


名称/外观 Product appearance	操作类别 Operation	触点 Contact	产品型号 Model	颜色 Color
	按锁定拉出 旋转复位 Push-lock Turn Reset	1NC	SD22-8101	 红色/Red
		2NC	SD22-8102	

*按钮按下后呈锁定状态，拉出或顺时针旋转复位。
 When pressed, the button is locked in the depressed position, and is reset when either pulled or turned clockwise.

急停开关

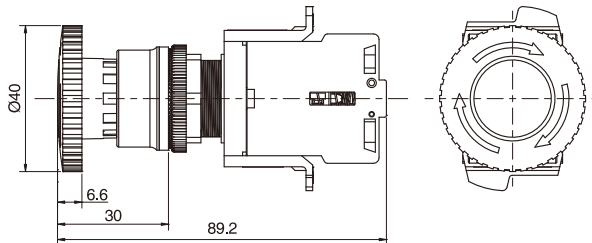


Ø22带灯紧急停止开关 / Ø22 Illuminated Emergency Stop Switches

名称/外观 Product appearance	操作类别 Operation	触点 Contact	产品型号 Model	颜色 Color	额定电压 Rated Voltage
	按锁定拉出 旋转复位 Push-lock Turn Reset	1NC	SD22-8701	 红色/Red	D:24VDC E:12VDC F:6.3VDC A1:110VAC A2:220VAC
		2NC	SD22-8702		

*按钮按下后呈锁定状态，拉出或顺时针旋转复位。
 When pressed, the button is locked in the depressed position, and is reset when either pulled or turned clockwise.


带灯急停开关



PUSH BUTTON

HQ系列按钮开关

更多相关产品信息请登录
www.wzjh.cc



■ 主要技术参数 / Specifications

工作温度 Operating Temperature	-20~+55℃ (无结冰)
工作湿度 Operating Humidity	45~85% (无结露)
工作温度 Store Temperature	-45~+80℃
工作湿度 Store Humidity	95%RH 以下
保护等级 Degree of Protection	面板前: IP65(IEC 60529) 端子: IP20(IEC 60529)
绝缘电阻 Insulation Resistance	100MΩ 以上 (500V DC 兆欧表)
耐电压 Dielectric Strength	触点块: 2,500VAC/1分钟 指示灯: 2,000VAC/1分钟
耐振动 Vibration Resistance	紧急停止开关 误动作: 10~500Hz 单振幅 0.35mm 加速度 50m/s ² 耐久性: 10~500Hz 单振幅 0.35mm 加速度 50m/s ² 指示灯、按钮开关、带灯按钮、选择开关及钥匙开关 误动作: 5~55Hz 单振幅 0.5mm 耐久性: 30Hz 单振幅 1.5mm
抗冲击性 Shock resistance	紧急停止开关 误动作: 150 m/s ² 耐久性: 1,000 m/s ² 指示灯、按钮开关、带灯按钮开关、选择开关及钥匙开关 误动作: 100 m/s ² 耐久性: 1,000 m/s ²
机械寿命 Mechanical Life	紧急停止开关 250,000(仅单触点) 按钮开关、带灯按钮开关 瞬时型: 5,000,000(单触点) 1,000,000(双触点) 交替型: 250,000(单触点) 100,000(双触点) 选择开关、钥匙开关 250,000(单触点) 100,000(双触点)
电气寿命 Electrical Life	紧急停止开关: 100,000(仅单触点) 按钮开关、选择开关、钥匙开关 100,000(单触点) 50,000(双触点)

■ 触点参数 / Contact Ratings

额定绝缘电压 Rated insulation voltage	600V				
额定通电流 Rated current	10A				
额定使用电压 Rated voltage	24V	120V	240V	380V	
AC (50/60Hz)	电阻性负载(AC-12)	10A	10A	6A	2A
	电感性负载(AC-15)	10A	6A	3A	1.9A
DC	电阻性负载(DC-12)	8A	2.2A	1.1A	-
	电感性负载(DC-13)	4A	1.1A	0.55A	-

■ LED灯珠参数 / LED Ratings

型号 Unit type	额定电压 Operating Voltage	消耗电流 Current consumption	②颜色编码 Color code
LSED-6②	6V AC/DC	10mA(A, R, Y) 7mA(G, PW, S)	A: 琥珀色/Amber G: 绿色/Green PW: 纯白色/White R: 红色/Red S: 蓝色/Blue Y: 黄色/Yellow
LSED-1②	12V AC/DC	14mA(A, R, Y) 13mA(G, PW, S)	
LSED-2②	24V AC/DC	14mA(A, R, Y) 13mA(G, PW, S)	
LSED-H②	110V AC/DC	5mA	
LSED-M3②	230/240V AC/DC	3mA	

注: 上表型号中的②为颜色编码。
黄色LED 用于指示灯和照明按钮开关的白色照明。

HQ按钮开关及指示灯 Pushbutton & Indicator



■ 特性 / Features

- 体积小, 重量轻。
- 手指安全型螺丝端子。
- 保护等级: IP20(IEC60529)(面板前: IP65)
- 组合式触点块安装和拆卸更方便。
- 树脂框型, 金属框型种类丰富。
- 按钮开关、指示灯、选择开关, 急停开关品种齐全。
- 备有符合国际标准的紧急停止按钮开关。
- 备有照明型与非照明型。
- 按锁定拉出或旋转复位。
- 直接开路动作功能(符合IEC60947-5-1 附件K)。
- 安全锁定结构(IEC60947-5-5; 6.2 项)。
- 指示灯采用大灯罩, 确保更广阔的视角范围, 增强了安全性。
- 按钮、灯罩及护罩均为磨光表面, 降低因周围光线引起的反光。
- 获得UL、c-UL、CCC 认证, 符合EN 标准。

公司电子样本浏览手机网站

www.wzjh.cc

了解公司最新动态及相关信息与成功应用情况



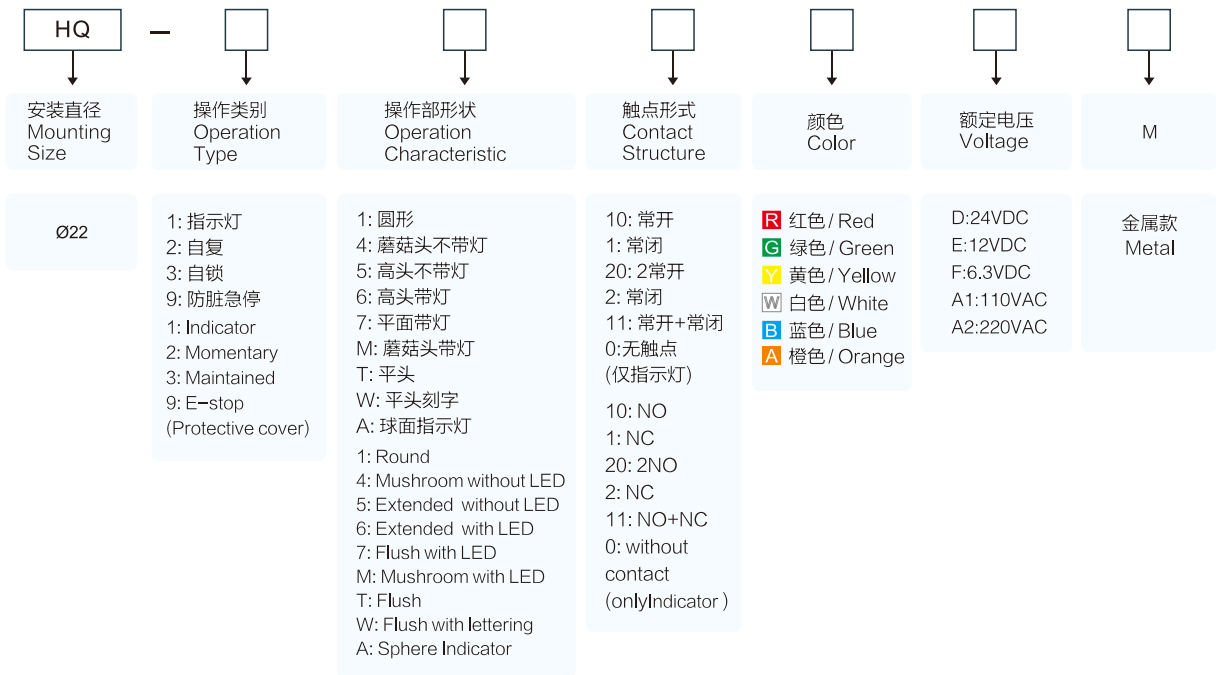
微信二维码

www.wzjh.cc

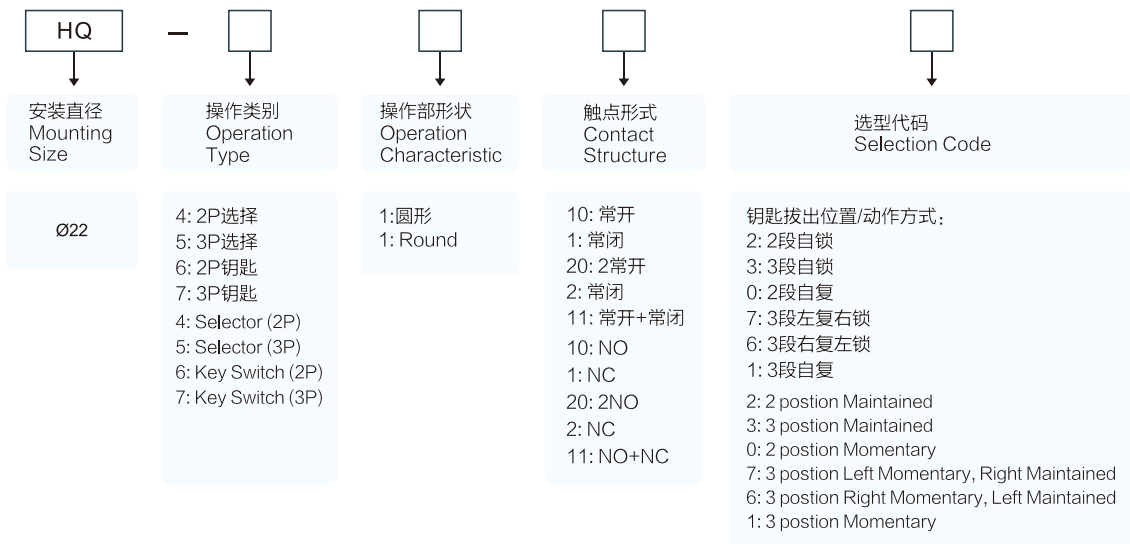
扫一扫, 更精彩……



按钮开关型号命名 / Pushbutton Select Code




选择和钥匙开关命名方式 / Selector and Key Switch Select Code



区分/Sort	复位方式/Reset Type				钥匙拔出位置/Key out Positon						
	自锁/Maintained		自复/Momentary								
3段/3Positon											
代号/Code	2	0			A	B		D			
3段/3Positon											
代号/Code	3	7	6	1	A	B	C	D	E	F	G

选择/钥匙旋转角度90° 是基本 Selector/Key basic rotation angle 90°

组合方式 / Combination mode



HQ系列

SD22系列

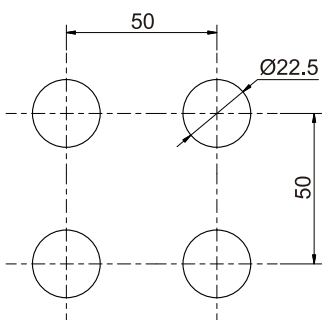
SS22系列

SK22/25系列




SD30系列

JHFB系列

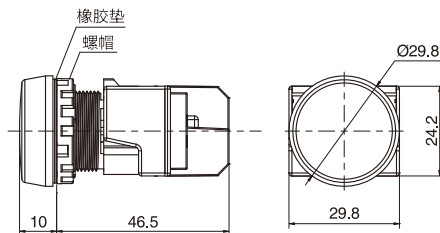
安装尺寸 / Installation size



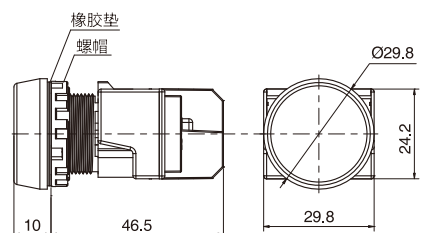
Ø22指示灯 / Ø22 Indicator

名称/外观 Product appearance	带灯形式 Illuminated type	电压 Voltage	产品型号 Model	颜色 Color
平头形/ Flush 	带灯/With LED	6V AC/DC	HQ22-1TO	K 黑色/Black G 绿色/Green R 红色/Red B 蓝色/Blue W 白色/White Y 黄色/Yellow
		12V AC/DC	HQ22-1TO	
		110V AC/DC	HQ22-1TO	
		230/240V AC/DC	HQ22-1TO	
平头形(可刻字)/ Flush Marking 	带灯/With LED	6V AC/DC	HQ22-1WO	
		12V AC/DC	HQ22-1WO	
		110V AC/DC	HQ22-1WO	
		230/240V AC/DC	HQ22-1WO	
球面形/ Flush Marking 	带灯/With LED	6V AC/DC	HQ22-1AO	
		12V AC/DC	HQ22-1AO	
		110V AC/DC	HQ22-1AO	
		230/240V AC/DC	HQ22-1AO	

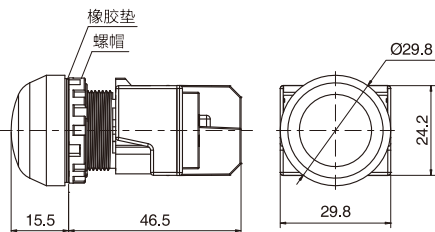
平头形



平头形(可刻字)



球面形



Ø22按钮开关 / Ø22 Pushbutton switches

HQ系列



SD22系列

SS22系列

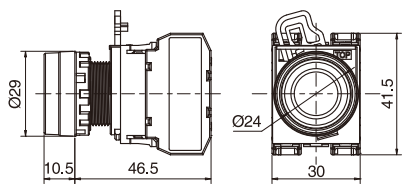
SK22/25系列

SD30系列

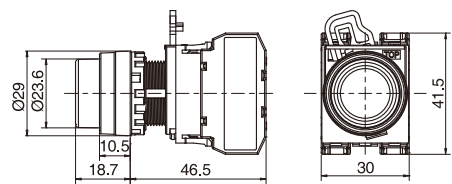
JHFB系列

名称/外观 Product appearance	操作类别 Operation	触点 Contact	产品型号 Model	颜色 Color
平头形/ Flush 	自复/Momentary	1NO	HQ-2110	K 黑色/Black G 绿色/Green R 红色/Red B 蓝色/Blue W 白色/White Y 黄色/Yellow
		1NC	HQ-2101	
		2NO	HQ-2120	
		2NC	HQ-2102	
		1NO+1NC	HQ-2111	
	自锁/Maintained	1NO	HQ-3110	
		1NC	HQ-3101	
		2NO	HQ-3120	
		2NC	HQ-3102	
		1NO+1NC	HQ-3111	
高头形/ Extended 	自复/Momentary	1NO	HQ-2510	
		1NC	HQ-2501	
		2NO	HQ-2520	
		2NC	HQ-2502	
		1NO+1NC	HQ-2511	
	自锁/Maintained	1NO	HQ-3510	
		1NC	HQ-3501	
		2NO	HQ-3520	
		2NC	HQ-3502	
		1NO+1NC	HQ-3511	
Ø40mm大蘑菇头形/ Mushroom 	自复/Momentary	1NO	HQ-2410	
		1NC	HQ-2401	
		2NO	HQ-2420	
		2NC	HQ-2402	
		1NO+1NC	HQ-2411	
	自锁/Maintained	1NO	HQ-3410	
		1NC	HQ-3401	
		2NO	HQ-3420	
		2NC	HQ-3402	
		1NO+1NC	HQ-3411	

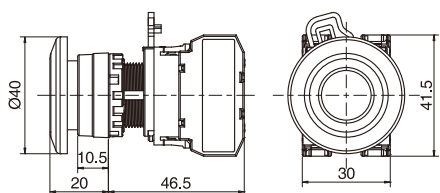
平头按钮



高头按钮



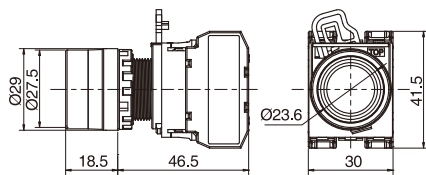
蘑菇头按钮



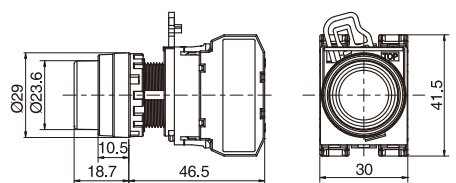
Ø22带灯按钮开关 / Ø22 Pushbutton switches with LED

名称/外观 Product appearance	操作类别 Operation	触点 Contact	产品型号 Model	颜色 Color	额定电压 Rated Voltage	
平头形/ Flush 	自复/Momentary	1NO	HQ-2710	K 黑色/ Black G 绿色/ Green R 红色/ Red B 蓝色/ Blue W 白色/ White Y 黄色/ Yellow	D:24VDC E:12VDC F:6.3VDC A1:110VAC A2:220VAC	
		1NC	HQ-2701			
		2NO	HQ-2720			
		2NC	HQ-2702			
		1NO+1NC	HQ-2711			
	自锁/Maintained	1NO	HQ-3710			
		1NC	HQ-3701			
		2NO	HQ-3720			
		2NC	HQ-3702			
		1NO+1NC	HQ-3711			
	高头形/ Extended 	自复/Momentary	1NO			HQ-2610
			1NC			HQ-2601
			2NO			HQ-2620
			2NC			HQ-2602
1NO+1NC			HQ-2611			
自锁/Maintained		1NO	HQ-3610			
		1NC	HQ-3601			
		2NO	HQ-3620			
		2NC	HQ-3602			
		1NO+1NC	HQ-3611			
Ø40mm大蘑菇头形/ Mushroom 		自复/Momentary	1NO	HQ-2M10		
			1NC	HQ-2M01		
			2NO	HQ-2M20		
			2NC	HQ-2M02		
	1NO+1NC		HQ-2M11			
	自锁/Maintained	1NO	HQ-3M10			
		1NC	HQ-3M01			
		2NO	HQ-3M20			
		2NC	HQ-3M02			
		1NO+1NC	HQ-3M11			

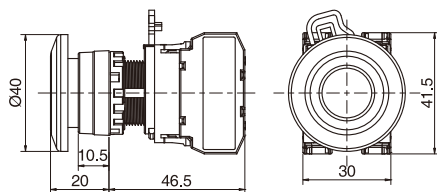
带灯平头按钮



带灯高头按钮



带灯蘑菇头按钮



Ø22选择开关 / Ø22 Selector Switches

HQ系列

SD22系列

SS22系列

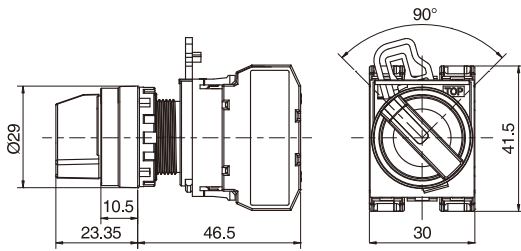
SK22/25系列

SD30系列

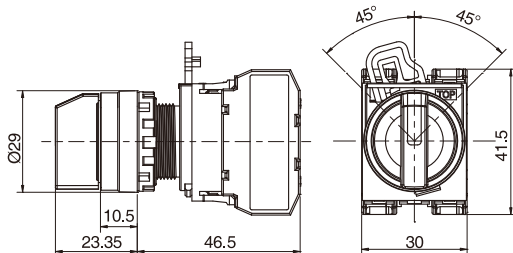
JHFB系列

名称/外观 Product appearance	位数 Positions	操作类别 Operation	触点 Contact	产品型号 Model
选择开关2P/ Selector Switches 2P 		自复/Momentary	1NO	HQ-4110-0
			1NC	HQ-4101-0
			2NO	HQ-4120-0
			2NC	HQ-4102-0
			1NO+1NC	HQ-4111-0
		自锁/Maintained	1NO	HQ-4110-2
			1NC	HQ-4101-2
			2NO	HQ-4120-2
			2NC	HQ-4102-2
			1NO+1NC	HQ-4111-2
选择开关3P/ Selector Switches 3P 		自复/Momentary	2NO	HQ-5120-1
			2NC	HQ-5102-1
			1NO+1NC	HQ-5111-1
		自锁/Maintained	2NO	HQ-5120-3
			2NC	HQ-5102-3
			1NO+1NC	HQ-5111-3
		右复左锁 Right Momentary Left Maintained	2NO	HQ-5120-6
			2NC	HQ-5102-6
		左复右锁 Left Momentary Right Maintained	1NO+1NC	HQ-5111-6
			2NO	HQ-5120-7
			2NC	HQ-5102-7
			1NO+1NC	HQ-5111-7

选择开关2P



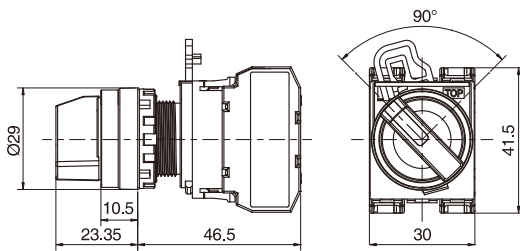
选择开关3P



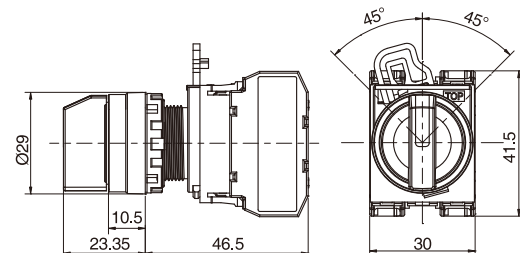
Ø22带灯选择开关 / Ø22 Selector Switches with LED

名称/外观 Product appearance	位数 Positions	操作类别 Operation	触点 Contact	产品型号 Model	额定电压 Rated Voltage
带灯选择开关2P Selector Switches 2P 		自复/Momentary	1NO	HQ-4710-0	D:24VDC E:12VDC F:6.3VDC A1:110VAC A2:220VAC
			1NC	HQ-4701-0	
			2NO	HQ-4720-0	
			2NC	HQ-4702-0	
			1NO+1NC	HQ-4711-0	
		自锁/Maintained	1NO	HQ-4710-2	
			1NC	HQ-4701-2	
			2NO	HQ-4720-2	
			2NC	HQ-4702-2	
			1NO+1NC	HQ-4711-2	
带灯选择开关3P Selector Switches 3P 		自复/Momentary	2NO	HQ-5720-1	
			2NC	HQ-5702-1	
			1NO+1NC	HQ-5711-1	
		自锁/Maintained	2NO	HQ-5720-3	
			2NC	HQ-5702-3	
			1NO+1NC	HQ-5711-3	
		右复左锁 Right Momentary Left Maintained	2NO	HQ-5720-6	
			2NC	HQ-5702-6	
			1NO+1NC	HQ-5711-6	
		左复右锁 Left Momentary Right Maintained	2NO	HQ-5720-7	
			2NC	HQ-5702-7	
			1NO+1NC	HQ-5711-7	

带灯选择开关2P



带灯选择开关3P

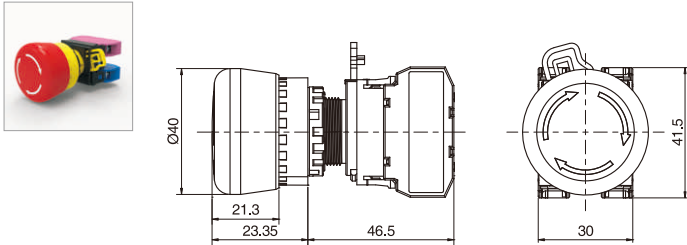


Ø22紧急停止开关 / Ø22 Emergency Stop Switches

名称/外观 Product appearance	操作类别 Operation	触点 Contact	产品型号 Model	颜色 Color
Ø40mm大蘑菇头形/ Mushroom 	按锁定拉出 旋转复位 Push-lock Turn Reset	1NC	HQ-9101	 红色/Red
		2NC	HQ-9102	

*按钮按下后呈锁定状态，拉出或顺时针旋转复位。
 When pressed, the button is locked in the depressed position, and is reset when either pulled or turned clockwise.

急停开关

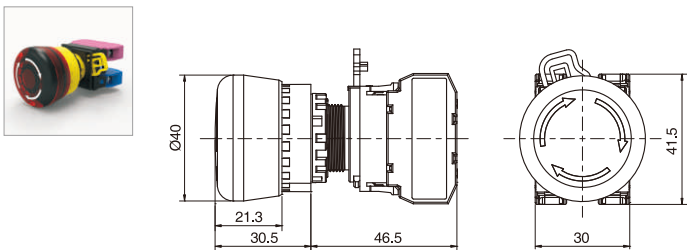


Ø22带灯紧急停止开关 / Ø22 Illuminated Emergency Stop Switches

名称/外观 Product appearance	操作类别 Operation	触点 Contact	产品型号 Model	颜色 Color	额定电压 Rated Voltage
Ø40mm大蘑菇头形/ Mushroom 	按锁定拉出 旋转复位 Push-lock Turn Reset	1NC	HQ-9701	 红色/Red	D:24VDC E:12VDC F:6.3VDC A1:110VAC A2:220VAC
		2NC	HQ-9702		

*按钮按下后呈锁定状态，拉出或顺时针旋转复位。
 When pressed, the button is locked in the depressed position, and is reset when either pulled or turned clockwise.

带灯急停开关



HQ系列

SD22系列

SS22系列

SK22/25系列

SD30系列

JHFB系列

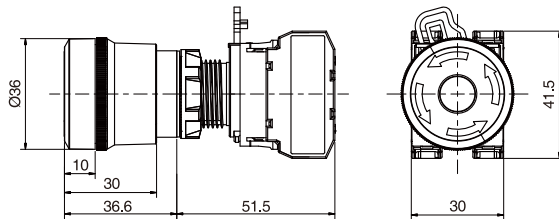
Ø22紧急停止开关 / Ø22 Emergency Stop Switches

名称/外观 Product appearance	操作类别 Operation	触点 Contact	产品型号 Model	颜色 Color
	按锁定拉出 旋转复位 Push-lock Turn Reset	1NC	HQ-B1101	 红色/Red
		2NC	HQ-B1102	

*按钮按下后呈锁定状态，拉出或顺时针旋转复位。

When pressed, the button is locked in the depressed position, and is reset when either pulled or turned clockwise.

急停开关



HQ22配件系列 / HQ22 Accessories series

HQ系列

SD22系列

SS22系列

SK22/25系列

SD30系列

JHFB系列

外观 Appearance	名称 Name	型号 Type	外形尺寸 Dimensions
	HQ22常开触点 NO	HQ22-10P	
	HQ22常闭触点 NC	HQ22-01P	
	HQ22双组常开触点 2NO	HQ22-S20P	
	HQ22双组常闭触点 2NC	HQ22-S02P	
	HQ22双组 一常开触点+一常闭触点 1NO+1NC	HQ22-S11P	
	HQ灯基座	HQ22-LED	
	HQ螺帽扳手	HQ22-B	
	LED灯珠	HQ22-L	
	急停保护罩 Emergency stop protection cover	JP22	
	警示牌 Warning sign	JC22	

PUSH BUTTON

SD30系列按钮开关


更多相关产品信息请登录
www.wzjh.cc

易拆卸灯罩

IP65防水圈

铝头套

模块化设计



■ 主要技术参数 / Specifications

工作温度 Operating Temperature	-20~+55℃ (无结冰)
工作湿度 Operating Humidity	45~85% (无结露)
工作温度 Store Temperature	-45~+80℃
工作湿度 Store Humidity	95%RH 以下
保护等级 Degree of Protection	面板前: IP65(IEC 60529) 端子: IP20(IEC 60529)
绝缘电阻 Insulation Resistance	100MΩ 以上 (500V DC 兆欧表)
耐电压 Dielectric Strength	触点块: 2,500VAC/1分钟 指示灯: 2,000VAC/1分钟
耐振动 Vibration Resistance	紧急停止开关 误动作: 10~500Hz 单振幅 0.35mm 加速度 50m/s ² 耐久性: 10~500Hz 单振幅 0.35mm 加速度 50m/s ² 指示灯、按钮开关、带灯按钮、选择开关及钥匙开关 误动作: 5~55Hz 单振幅 0.5mm 耐久性: 30Hz 单振幅 1.5mm
抗冲击性 Shock resistance	紧急停止开关 误动作: 150 m/s ² 耐久性: 1,000 m/s ² 指示灯、按钮开关、带灯按钮开关、选择开关及钥匙开关 误动作: 100 m/s ² 耐久性: 1,000 m/s ²
机械寿命 Mechanical Life	紧急停止开关 250,000(仅单触点) 按钮开关、带灯按钮开关 瞬时型: 5,000,000(单触点) 1,000,000(双触点) 交替型: 250,000(单触点) 100,000(双触点) 选择开关、钥匙开关 250,000(单触点) 100,000(双触点)
电气寿命 Electrical Life	紧急停止开关: 100,000(仅单触点) 按钮开关、选择开关、钥匙开关 100,000(单触点) 50,000(双触点)

■ 触点参数 / Contact Ratings


额定绝缘电压 Rated insulation voltage	600V				
额定通电流 Rated current	10A				
额定使用电压 Rated voltage	24V	120V	240V	380V	
AC (50/60Hz)	电阻性负载(AC-12)	10A	10A	6A	2A
	电感性负载(AC-15)	10A	6A	3A	1.9A
DC	电阻性负载(DC-12)	8A	2.2A	1.1A	-
	电感性负载(DC-13)	4A	1.1A	0.55A	-

■ LED灯珠参数 / LED Ratings

型号 Unit type	额定电压 Operating Voltage	消耗电流 Current consumption	②颜色编码 Color code
LSED-6②	6V AC/DC	10mA(A, R, Y) 7mA(G, PW, S)	A: 琥珀色/Amber G: 绿色/Green PW: 纯白色/White R: 红色/Red S: 蓝色/Blue Y: 黄色/Yellow
LSED-1②	12V AC/DC	14mA(A, R, Y) 13mA(G, PW, S)	
LSED-2②	24V AC/DC	14mA(A, R, Y) 13mA(G, PW, S)	
LSED-H②	110V AC/DC	5mA	
LSED-M3②	230/240V AC/DC	3mA	

注: 上表型号中的②为颜色编码。
黄色 LED 用于指示灯和照明按钮开关的白色照明。

SD30按钮开关 Pushbutton Switches



■ 特性 / Features

- 体型小, 重量轻。
- 手指安全型螺丝端子。
- 保护等级: IP20(IEC60529)(面板前: IP65)
- 组合式触点块安装和拆卸更方便。
- 金属框型种类丰富。
- 按钮开关、指示灯、选择开关, 急停开关品种齐全。
- 备有符合国际标准的紧急停止按钮开关。
- 备有照明型与非照明型。
- 直接开路动作功能(符合IEC60947-5-1 附件K)。
- 安全锁定结构(IEC60947-5-5; 6.2 项)。
- 按钮、灯罩及护罩均为磨光表面, 降低因周围光线引起的反光。

公司电子样本浏览手机网站

www.wzjh.cc

了解公司最新动态及相关信息与成功应用情况



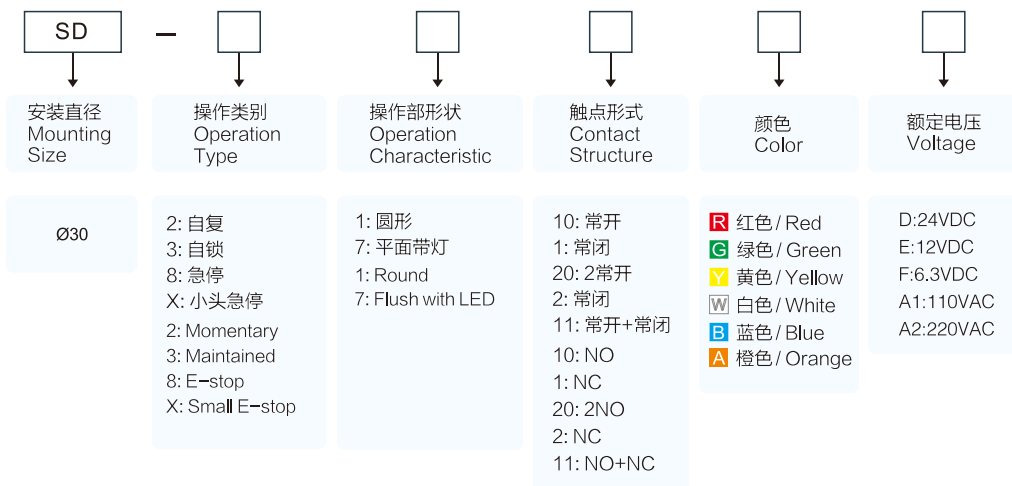
微信二维码

www.wzjh.cc

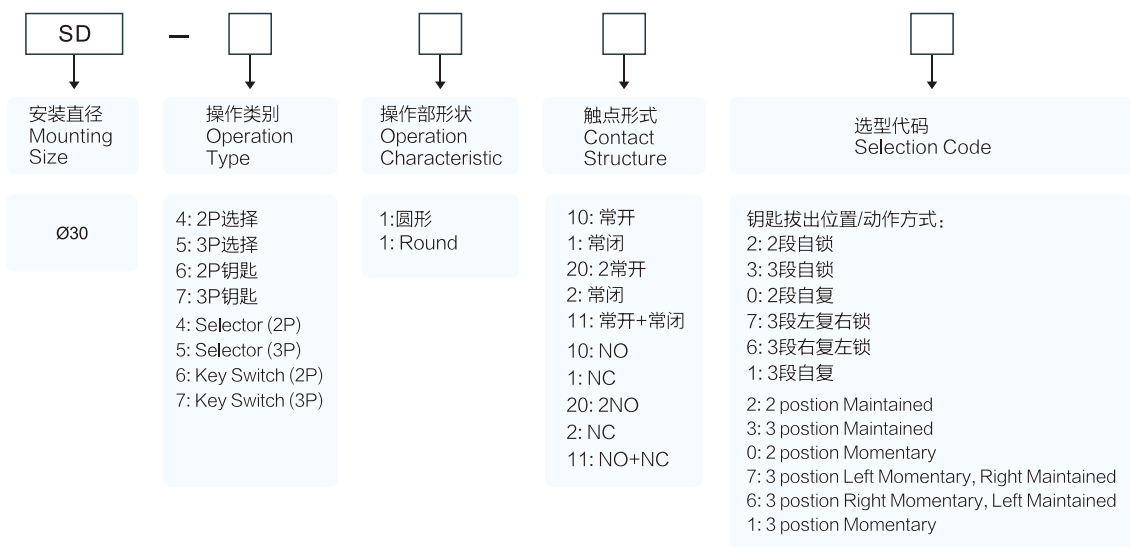
扫一扫, 更精彩……



按钮开关型号命名 / Pushbutton Select Code




选择和钥匙开关命名方式 / Selector and Key Switch Select Code



区分/Sort	复位方式/Reset Type				钥匙拔出位置/Key out Positon						
	自锁/Maintained		自复/Momentary								
3段/3Positon											
代号/Code	2	0			A	B		D			
3段/3Positon											
代号/Code	3	7	6	1	A	B	C	D	E	F	G

选择/钥匙旋转角度90° 是基本 Selector/Key basic rotation angle 90°

组合方式 / Combination mode



HQ系列

SD22系列

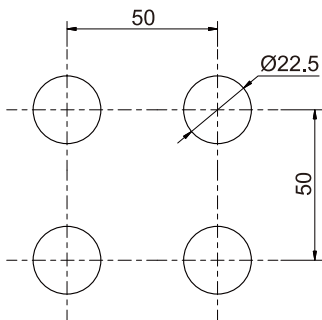
SS22系列

SK22/25系列

SD30系列

JHFB系列

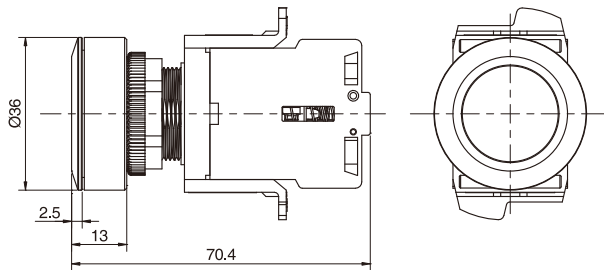
安装尺寸 / Installation size



Ø30按钮开关 / Ø30 Pushbutton switches

名称/外观 Product appearance	带灯形式 Illuminated type	操作类别 Operation	触点 Contact	产品型号 Model	颜色 Color	额定电压 Rated Voltage
平头形/ Flush 	不带灯 Without LED	自复 Momentary	1NO	SD30-2110		
			1NC	SD30-2101		
			2NO	SD30-2120		
			2NC	SD30-2102		
			1NO+1NC	SD30-2111		
		自锁 Maintained	1NO	SD30-3110		
			1NC	SD30-3101		
			2NO	SD30-3120		
			2NC	SD30-3102		
			1NO+1NC	SD30-3111		
带灯平头形/ Flush with LED 	带灯 With LED	自复 Momentary	1NO	SD30-2710	K 黑色/Black G 绿色/Green R 红色/Red B 蓝色/Blue W 白色/White Y 黄色/Yellow	D:24VDC E:12VDC F:6.3VDC A1:110VAC A2:220VAC
			1NC	SD30-2701		
			2NO	SD30-2720		
			2NC	SD30-2702		
			1NO+1NC	SD30-2711		
		自锁 Maintained	1NO	SD30-3710		
			1NC	SD30-3701		
			2NO	SD30-3720		
			2NC	SD30-3702		
			1NO+1NC	SD30-3711		

平头按钮



Ø30选择开关 / Ø30 Selector Switches

HQ系列

SD22系列

SS22系列

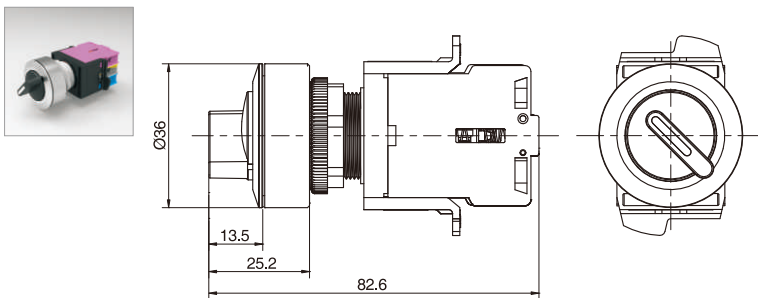
SK22/25系列

SD30系列




JHFB系列

名称/外观 Product appearance	带灯形式 Illuminated type	位数 Positions	操作类别 Operation	触点 Contact	产品型号 Model	额定电压 Rated Voltage		
选择开关/ Selector Switches 	不带灯 Without LED		自复/Momentary	1NO	SD30-4110-0	D:24VDC E:12VDC F:6.3VDC A1:110VAC A2:220VAC		
				1NC	SD30-4101-0			
				2NO	SD30-4120-0			
				2NC	SD30-4102-0			
				1NO+1NC	SD30-4111-0			
				1NO	SD30-4110-2			
		自锁/Maintained	1NC	SD30-4101-2				
			2NO	SD30-4120-2				
			2NC	SD30-4102-2				
			1NO+1NC	SD30-4111-2				
				自锁/Maintained	2NO		SD30-5120-3	
					2NC		SD30-5102-3	
		1NO+1NC			SD30-5111-3			
		带灯选择开关/Selector Switches with LED 	带灯 With LED		自复/Momentary		1NO	SD30-4710-0
							1NC	SD30-4701-0
2NO	SD30-4720-0							
2NC	SD30-4702-0							
1NO+1NC	SD30-4711-0							
1NO	SD30-4710-2							
自锁/Maintained	1NC			SD30-4701-2				
	2NO			SD30-4720-2				
	2NC			SD30-4702-2				
	1NO+1NC			SD30-4711-2				
				自锁/Maintained	2NO	SD30-5720-3		
					2NC	SD30-5702-3		
1NO+1NC					SD30-5711-3			

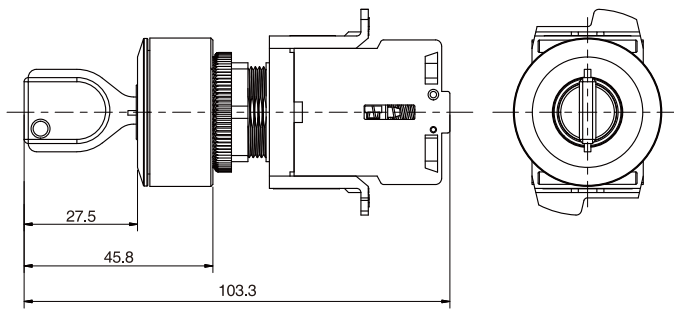
选择开关



Ø30钥匙开关 / Ø30 Key Switches

名称/外观 Product appearance	位数 Positions	操作类别 Operation	触点 Contact	产品型号 Model
钥匙开关 / Key Switches 		自复/Momentary	1NO	SD30-6110-0
			1NC	SD30-6101-0
			2NO	SD30-6120-0
			2NC	SD30-6102-0
			1NO+1NC	SD30-6111-0
		自锁/Maintained	1NO	SD30-6110-2
			1NC	SD30-6101-2
			2NO	SD30-6120-2
			2NC	SD30-6102-2
			1NO+1NC	SD30-6111-2
		自锁/Maintained	2NO	SD30-7120-3
			2NC	SD30-7102-3
			1NO+1NC	SD30-7111-3

钥匙开关



Ø30小头急停开关 / Ø30 Small E-Stop Switch

HQ系列

SD22系列

SS22系列

SK22/25系列

SD30系列

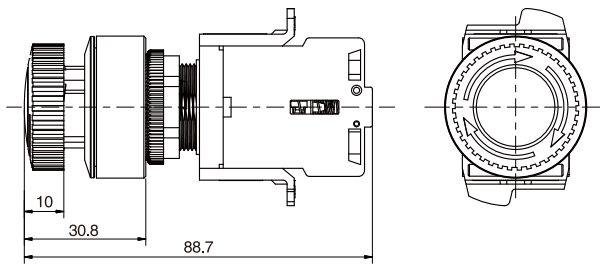
JHFB系列

名称/外观 Product appearance	操作类别 Operation	触点 Contact	产品型号 Model	颜色 Color
	按锁定拉出 旋转复位 Push-lock Turn Reset	1NC	SD30-X101	 红色/Red
		2NC	SD30-X102	



*按钮按下后呈锁定状态，拉出或顺时针旋转复位。

When pressed, the button is locked in the depressed position, and is reset when either pulled or turned clockwise.

急停开关



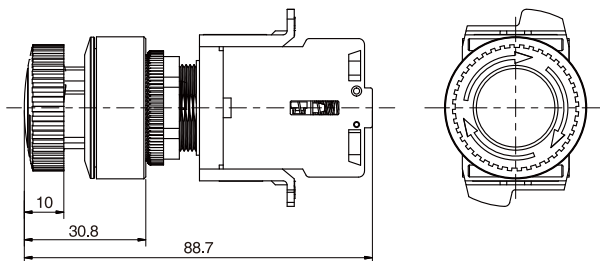
Ø30带灯小头急停开关 / Ø30 Small E-Stop Switches with LED

名称/外观 Product appearance	操作类别 Operation	触点 Contact	产品型号 Model	颜色 Color	额定电压 Rated Voltage
	按锁定拉出 旋转复位 Push-lock Turn Reset	1NC	SD30-X701	 红色/Red	D:24VDC E:12VDC F:6.3VDC A1:110VAC A2:220VAC
		2NC	SD30-X702		

*按钮按下后呈锁定状态，拉出或顺时针旋转复位。

When pressed, the button is locked in the depressed position, and is reset when either pulled or turned clockwise.

带灯急停开关

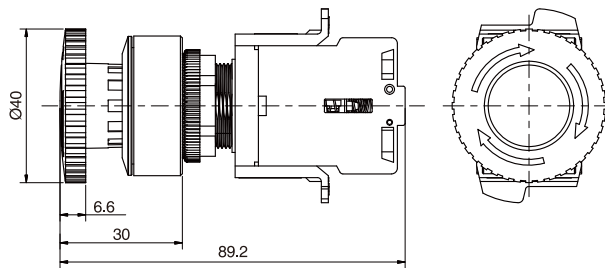


Ø30紧急停止开关 / Ø30 Emergency Stop Switches

名称/外观 Product appearance	操作类别 Operation	触点 Contact	产品型号 Model	颜色 Color
	按锁定拉出 旋转复位 Push-lock Turn Reset	1NC	SD30-8101	 红色/Red
		2NC	SD30-8102	

*按钮按下后呈锁定状态，拉出或顺时针旋转复位。
When pressed, the button is locked in the depressed position, and is reset when either pulled or turned clockwise.

急停开关

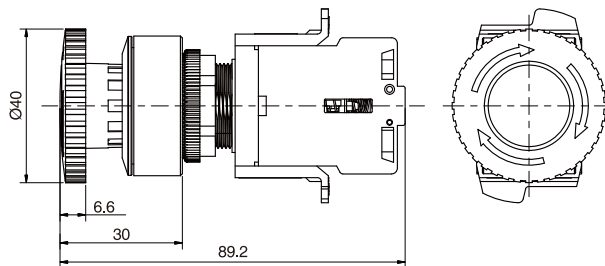


Ø30带灯紧急停止开关 / Ø30 Illuminated Emergency Stop Switches

名称/外观 Product appearance	操作类别 Operation	触点 Contact	产品型号 Model	颜色 Color	额定电压 Rated Voltage
	按锁定拉出 旋转复位 Push-lock Turn Reset	1NC	SD30-8701	 红色/Red	D:24VDC E:12VDC F:6.3VDC A1:110VAC A2:220VAC
		2NC	SD30-8702		

*按钮按下后呈锁定状态，拉出或顺时针旋转复位。
When pressed, the button is locked in the depressed position, and is reset when either pulled or turned clockwise.

带灯急停开关



配件系列 / Accessories series

HQ系列

SD22系列

SS22系列

SK22/25系列

SD30系列

JHFB系列

外观 Appearance	名称 Name	型号 Type	外形尺寸 Dimensions
	SD22常开触点 NO	SD22-10P	
	SD22常闭触点 NC	SD22-01P	
	SD22灯底座自复模块	SD22-LED	
	SD22灯底座自锁模块	SD22-ZLED	
	SD22螺帽扳手	SD22-B	
	LED灯珠	SD22-L	
	急停保护罩 Emergency stop protection cover	JP22	
	警示牌 Warning sign	JC22	