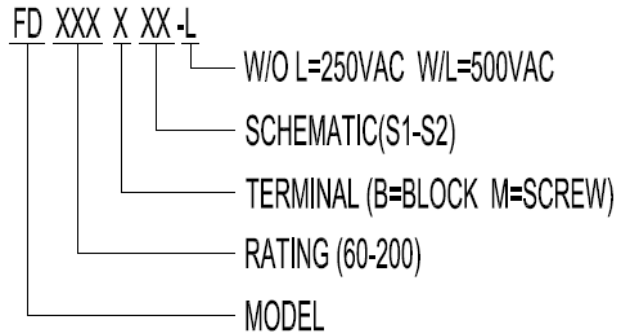




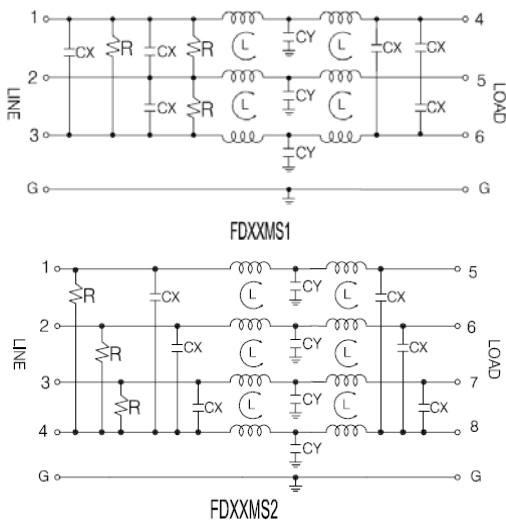
APPLICATION

- CNC / EDM MACHINE
- INDUSTRIAL-APPLICATION
- SWITCHING POWER SYSTEM

ORDERING INFORMATION:



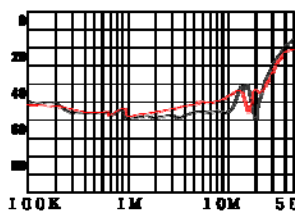
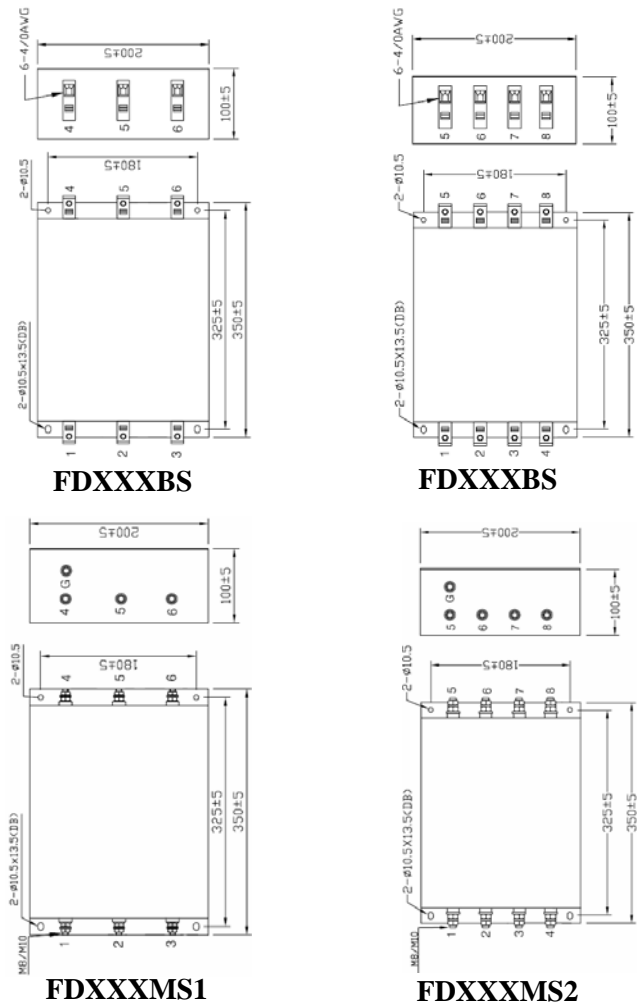
SCHEMATIC



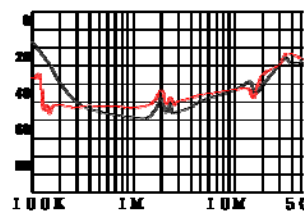
SPECIFICATION

RATED CURRENT	60A/80A/100A/150A/200A
RATED VOLTAGE	250VAC/500VAC
POWER LINE FREQUENCY	50/60Hz
HIPOT RATING LINE TO LINE	1450VDC
HIPOT RATING LINE TO GROUND	2250VDC
LEAKAGE CURRENT	5mA MAX
INSULATION RESISTANCE	100MΩ MIN 500V DC
TEMPERATURE RISE	30°C MAX.
OPERATING TEMPERATURE	-25~+85°C

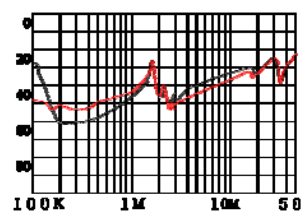
PHYSICAL DIMENSIONS(mm)



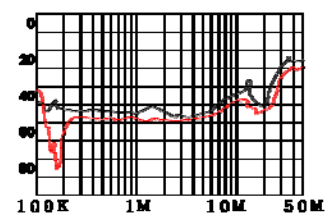
FD60



FD100



FD150



FD200

(— COMM.MODE(L-G)IN HZ —DIFF.MODE(L-L)IN HZ)